



Minnesota Multiphasic
Personality Inventory-Adolescent
Restructured Form™

SAMPLE REPORT

Case Description: Brenda—Psychiatric Outpatient Score Report

Brenda is a 16-year-old female who was seen for an outpatient psychodiagnostic evaluation. She had been placed in the custody of the local county children’s services agency as a result of severe parent/child conflict and unruly behavior. In the following 5 months, she had a series of out-of-home placements. She was referred for psychological evaluation because of these behaviors as well as reports of current depression and a history of several suicide attempts.

Case descriptions do not accompany MMPI-A-RF™ reports, but are provided here as background information. The following report was generated from Q-global®, Pearson’s web-based scoring and reporting application, using Brenda’s responses to the MMPI-A-RF. Additional MMPI-A-RF sample reports, product offerings, training opportunities, and resources can be found at regentsuperscript.com.

8**!' ')!, (% | PsychCorp | PearsonClinical.cu

Copyright © 2016 Pearson Education, Inc. or its affiliate(s). All rights reserved. Q-global, Always Learning, Pearson, design for Psi, and PsychCorp are trademarks, in the U.S. and/or other countries, of Pearson Education, Inc. or its affiliate(s). The following are registered trademarks of the Regents of the University of Minnesota: MMPI, MMPI-2-RF, Minnesota Multiphasic Personality Inventory, and Minnesota Multiphasic Personality Inventory-2-Restructured Form. The following are unregistered, common law trademarks of the University of Minnesota: MMPI-A, Minnesota Multiphasic Personality Inventory-Adolescent, MMPI-A-RF, Minnesota Multiphasic Personality Inventory-Adolescent-Restructured Form, MMPI-2, Minnesota Multiphasic Personality Inventory-2, and The Minnesota Report. CLINA11348 03/16



Minnesota Multiphasic
Personality Inventory-Adolescent
Restructured Form™

Score Report

MMPI-A-RF™

Minnesota Multiphasic Personality Inventory-Adolescent-Restructured Form™

Robert P. Archer, PhD, Richard W. Handel, PhD, Yossef S. Ben-Porath, PhD, & Auke Tellegen, PhD

Name:	Brenda
ID Number:	000000017
Age:	16
Gender:	Female
Years of Education:	Not reported
Date Assessed:	08/03/2015

Copyright © 2016 by the Regents of the University of Minnesota. All rights reserved.
Distributed exclusively under license from the University of Minnesota by NCS Pearson, Inc. Portions reproduced from the MMPI-A-RF test booklet. Copyright © 2016 by the Regents of the University of Minnesota. All rights reserved. Portions excerpted from the *MMPI-A-RF Administration, Scoring, Interpretation, and Technical Manual*. Copyright © 2016 by the Regents of the University of Minnesota. All rights reserved. Used by permission of the University of Minnesota Press.

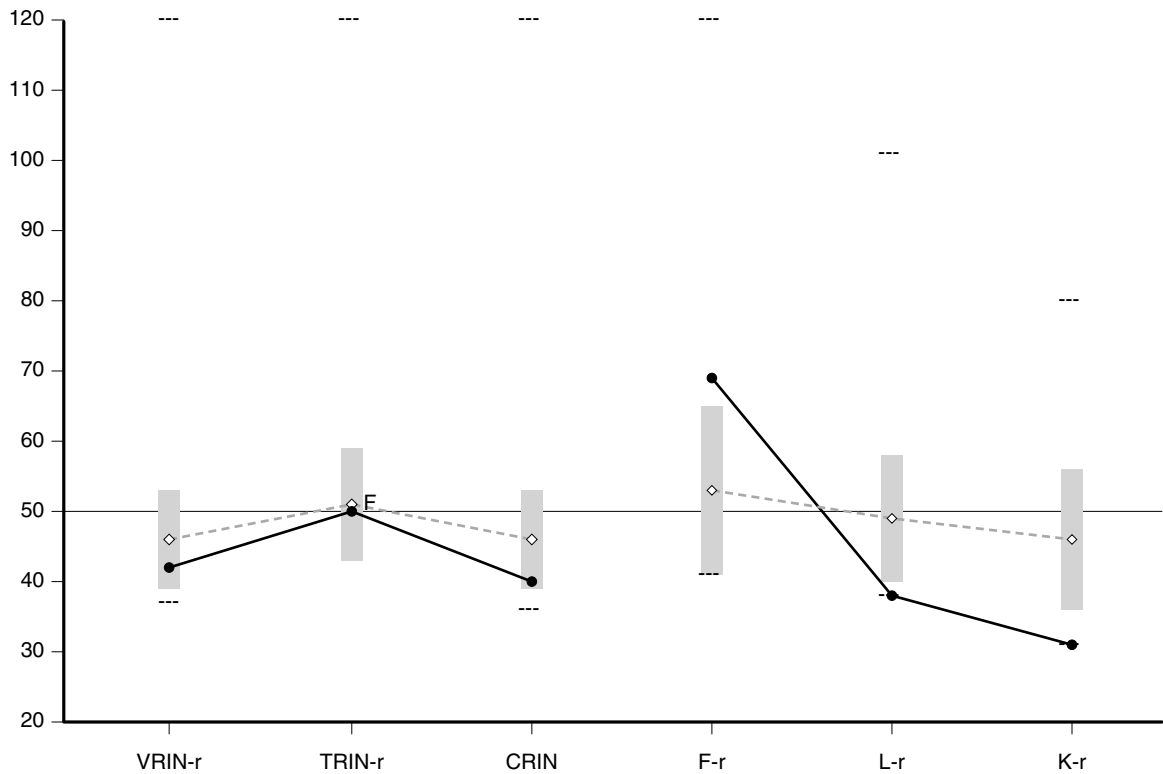
MMPI-A-RF, the **MMPI-A-RF logo**, and **Minnesota Multiphasic Personality Inventory-Adolescent-Restructured Form** are trademarks of the University of Minnesota. **Pearson** is a trademark in the U.S. and/or other countries of Pearson Education, Inc., or its affiliate(s).

TRADE SECRET INFORMATION

Not for release under HIPAA or other data disclosure laws that exempt trade secrets from disclosure.

[1.0 / 17 / 3.3]

MMPI-A-RF Validity Scales



Raw Score:	1	5	1	8	0	0
T Score:	42	50	40	69	38	31
Response %:	95	92	94	100	100	100
Cannot Say (Raw):	2					
					Percent True (of items answered):	58%

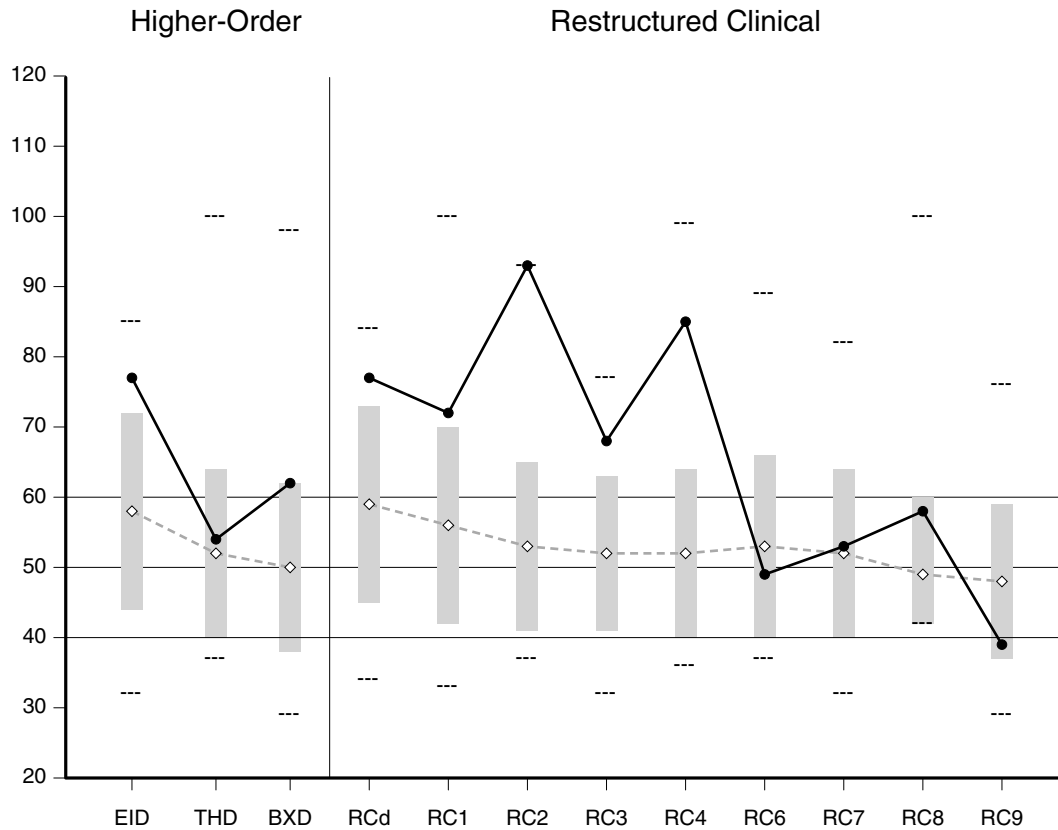
Comparison Group Data: Psychiatric Outpatients, National (Girls), N = 4848

Mean T Score (◇--◇):	46	51 F	46	53	49	46
Standard Dev (±1 SD):	7	8	7	12	9	10
Percent scoring at or below adolescent:	46	50	29	92	21	5

The highest and lowest T scores possible on each scale are indicated by a "---"; MMPI-A-RF T scores are non-gendered.

VRIN-r	Variable Response Inconsistency	F-r	Infrequent Responses
TRIN-r	True Response Inconsistency	L-r	Uncommon Virtues
CRIN	Combined Response Inconsistency	K-r	Adjustment Validity

MMPI-A-RF Higher-Order (H-O) and Restructured Clinical (RC) Scales



	EID	THD	BXD	RCd	RC1	RC2	RC3	RC4	RC6	RC7	RC8	RC9
Raw Score:	23	4	13	16	14	10	8	16	2	6	2	2
T Score:	77	54	62	77	72	93	68	85	49	53	58	39
Response %:	100	100	100	100	100	100	100	100	100	100	100	100

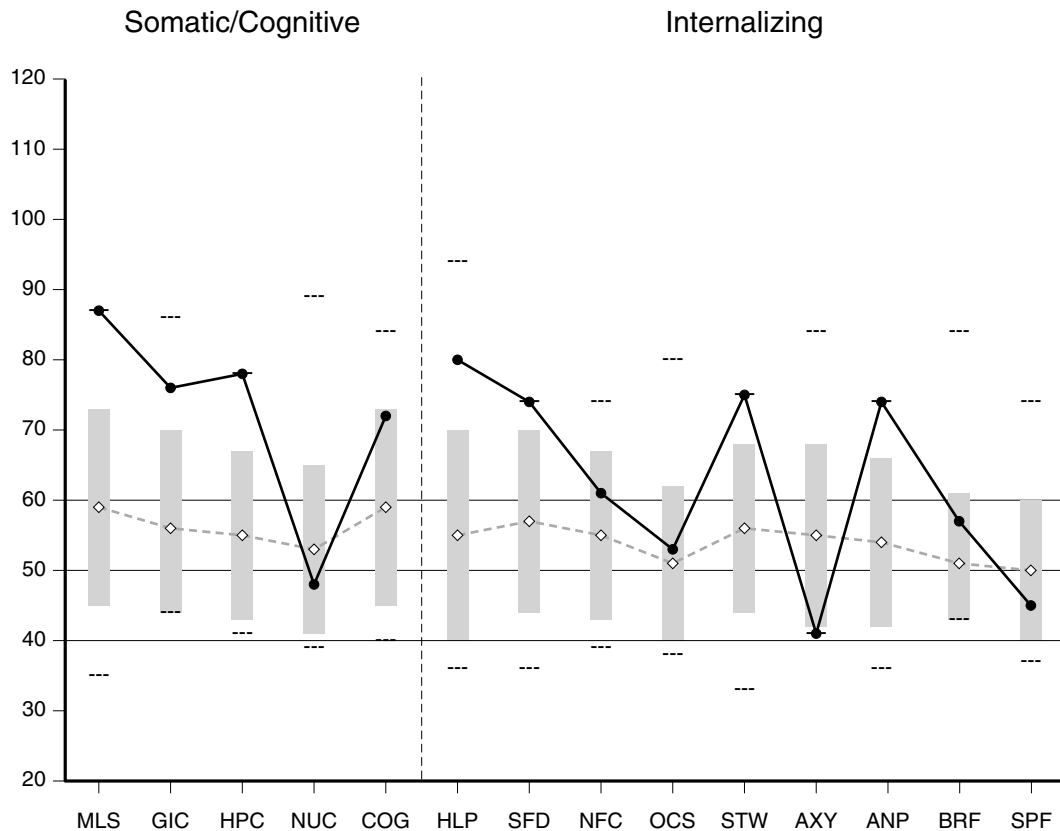
Comparison Group Data: Psychiatric Outpatients, National (Girls), N = 4848

	EID	THD	BXD	RCd	RC1	RC2	RC3	RC4	RC6	RC7	RC8	RC9
Mean T Score(◇--◇):	58	52	50	59	56	53	52	52	53	52	49	48
Standard Dev (±1 SD):	14	12	12	14	14	12	11	12	13	12	11	11
Percent scoring at or below adolescent:	91	69	87	91	87	100	95	99	52	64	88	22

The highest and lowest T scores possible on each scale are indicated by a "---"; MMPI-A-RF T scores are non-gendered.

EID	Emotional/Internalizing Dysfunction	RCd	Demoralization	RC6	Ideas of Persecution
THD	Thought Dysfunction	RC1	Somatic Complaints	RC7	Dysfunctional Negative Emotions
BXD	Behavioral/Externalizing Dysfunction	RC2	Low Positive Emotions	RC8	Aberrant Experiences
		RC3	Cynicism	RC9	Hypomanic Activation
		RC4	Antisocial Behavior		

MMPI-A-RF Somatic/Cognitive and Internalizing Scales



Raw Score:	8	3	4	1	4	8	5	3	2	7	0	5	1	1
T Score:	87	76	78	48	72	80	74	61	53	75	41	74	57	45
Response %:	100	100	100	100	100	100	100	75	100	100	100	100	100	100

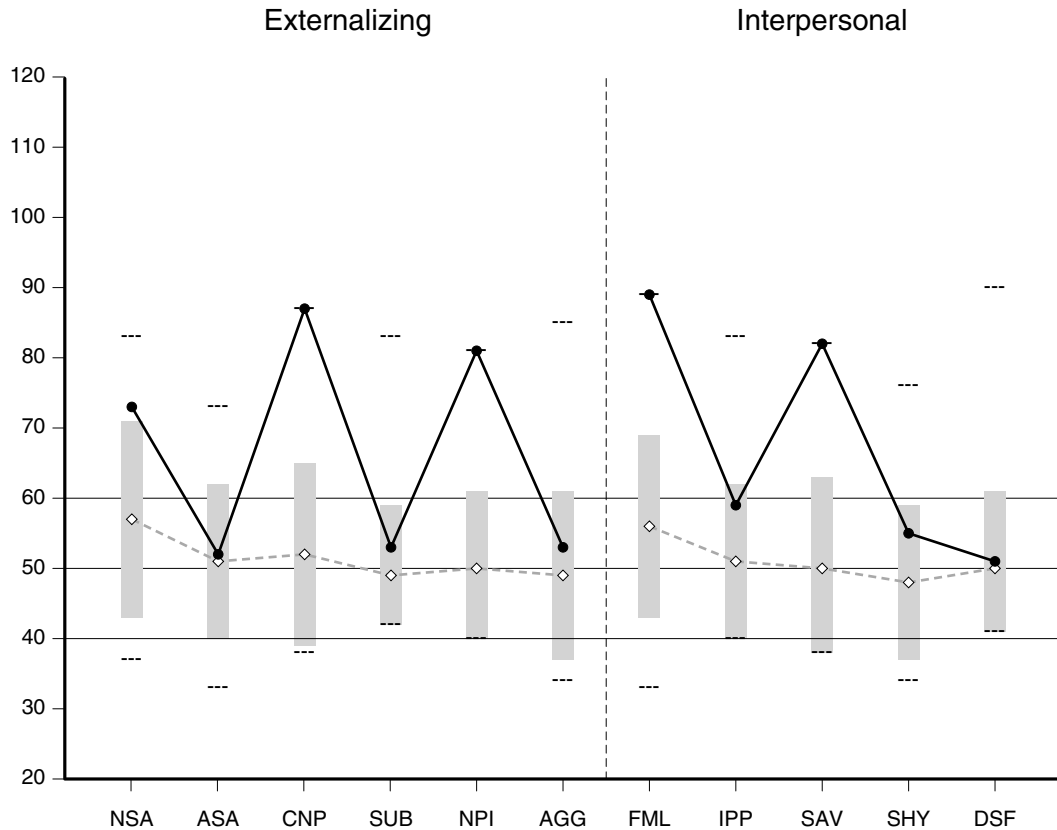
Comparison Group Data: Psychiatric Outpatients, National (Girls), N = 4848

Mean T Score (◇--◇):	59	56	55	53	59	55	57	55	51	56	55	54	51	50
Standard Dev (±1 SD):	14	14	12	12	14	15	13	12	11	12	13	12	10	10
Percent scoring at or below adolescent:	100	92	100	49	88	94	100	81	79	100	32	100	88	46

The highest and lowest T scores possible on each scale are indicated by a "---"; MMPI-A-RF T scores are non-gendered.

MLS	Malaise	HLP	Helplessness/Hopelessness	AXY	Anxiety
GIC	Gastrointestinal Complaints	SFD	Self-Doubt	ANP	Anger Proneness
HPC	Head Pain Complaints	NFC	Inefficacy	BRF	Behavior-Restricting Fears
NUC	Neurological Complaints	OCS	Obsessions/Compulsions	SPF	Specific Fears
COG	Cognitive Complaints	STW	Stress/Worry		

MMPI-A-RF Externalizing and Interpersonal Scales



Raw Score:	5	4	7	1	5	4	11	2	7	6	1
T Score:	73	52	87	53	81	53	89	59	82	55	51
Response %:	100	100	100	100	100	100	100	100	100	100	100

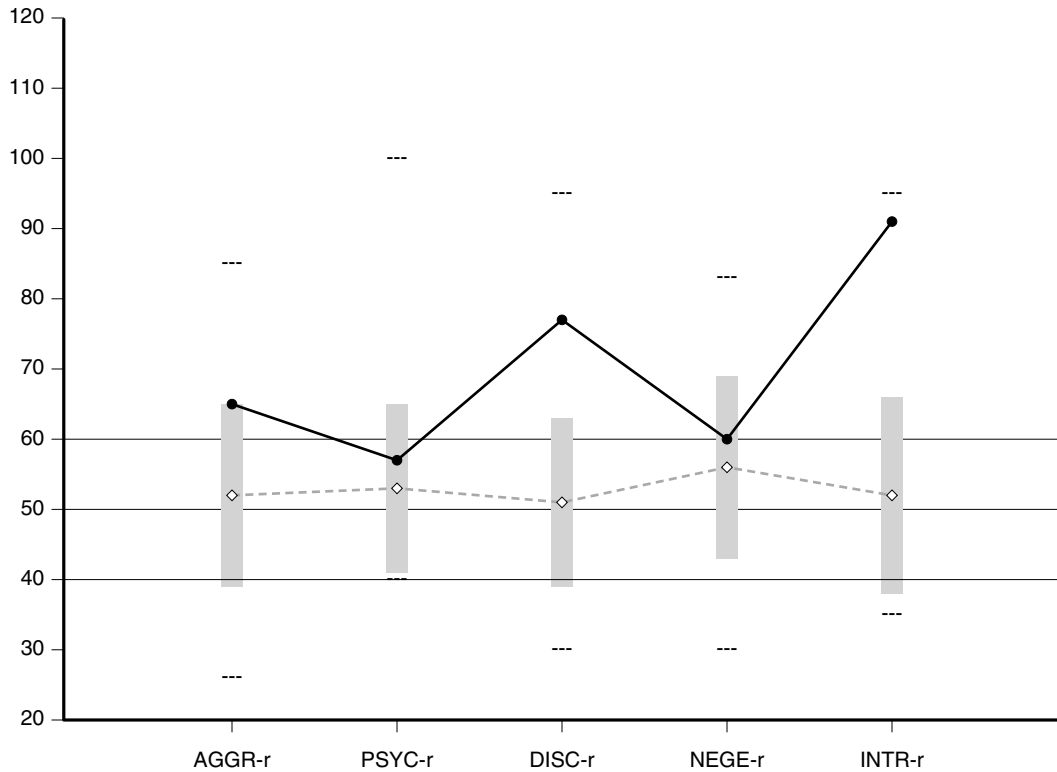
Comparison Group Data: Psychiatric Outpatients, National (Girls), N = 4848

Mean T Score (◊---◊):	57	51	52	49	50	49	56	51	50	48	50
Standard Dev (±1 SD):	14	11	13	10	11	12	13	11	13	11	11
Percent scoring at or below adolescent:	90	71	100	83	100	77	100	87	100	81	73

The highest and lowest T scores possible on each scale are indicated by a "---"; MMPI-A-RF T scores are non-gendered.

NSA	Negative School Attitudes	FML	Family Problems
ASA	Antisocial Attitudes	IPP	Interpersonal Passivity
CNP	Conduct Problems	SAV	Social Avoidance
SUB	Substance Abuse	SHY	Shyness
NPI	Negative Peer Influence	DSF	Disaffiliativeness
AGG	Aggression		

MMPI-A-RF Personality Psychopathology Five (PSY-5) Scales



Raw Score:	9	3	15	9	14
T Score:	65	57	77	60	91
Response %:	100	100	100	92	100

Comparison Group Data: Psychiatric Outpatients, National (Girls), N = 4848

Mean T Score(◇--◇):	52	53	51	56	52
Standard Dev (±1 SD):	13	12	12	13	14
Percent scoring at or below adolescent:	87	79	96	67	99.3

The highest and lowest T scores possible on each scale are indicated by a "---"; MMPI-A-RF T scores are non-gendered.

AGGR-r	Aggressiveness-Revised
PSYC-r	Psychoticism-Revised
DISC-r	Disconstraint-Revised
NEGE-r	Negative Emotionality/Neuroticism-Revised
INTR-r	Introversiion/Low Positive Emotionality-Revised

MMPI-A-RF T SCORES (BY DOMAIN)

PROTOCOL VALIDITY

Content Non-Responsiveness	<u>2</u>	<u>42</u>	<u>50</u>	<u>40</u>
	CNS	VRIN-r	TRIN-r	CRIN
Over-Reporting	<u>69</u>			
	F-r			
Under-Reporting	<u>38</u>	<u>31</u>		
	L-r	K-r		

SUBSTANTIVE SCALES

Somatic/Cognitive Dysfunction	<u>72</u>	<u>87</u>	<u>76</u>	<u>78</u>	<u>48</u>	<u>72</u>		
	RC1	MLS	GIC	HPC	NUC	COG		
Emotional Dysfunction	<u>77</u>	<u>77</u>	<u>80</u>	<u>74</u>	<u>61*</u>			
	EID	RCd	HLP	SFD	NFC			
		<u>93</u>	<u>91</u>					
		RC2	INTR-r					
		<u>53</u>	<u>53</u>	<u>75</u>	<u>41</u>	<u>74</u>	<u>57</u>	<u>45</u>
		RC7	OCS	STW	AXY	ANP	BRF	SPF
								<u>60</u>
								NEGE-r
Thought Dysfunction	<u>54</u>	<u>49</u>						
	THD	RC6						
		<u>58</u>						
		RC8						
		<u>57</u>						
		PSYC-r						
Behavioral Dysfunction	<u>62</u>	<u>85</u>	<u>73</u>	<u>52</u>	<u>87</u>	<u>53</u>	<u>81</u>	
	BXD	RC4	NSA	ASA	CNP	SUB	NPI	
		<u>39</u>	<u>53</u>	<u>65</u>	<u>77</u>			
		RC9	AGG	AGGR-r	DISC-r			
Interpersonal Functioning	<u>89</u>	<u>68</u>	<u>59</u>	<u>82</u>	<u>55</u>	<u>51</u>		
		FML	RC3	IPP	SAV	SHY	DSF	

*The adolescent provided scorable responses to less than 90% of the items scored on this scale. See the relevant profile page for the specific percentage.

Note. This information is provided to facilitate interpretation following the recommended structure for MMPI-A-RF interpretation in Chapter 7 of the *MMPI-A-RF Administration, Scoring, Interpretation, and Technical Manual*, which provides details in the text and an outline in Table 7-1.

ITEM-LEVEL INFORMATION

Unscorable Responses

Following is a list of items to which the adolescent did not provide scorable responses. Unanswered or double answered (both True and False) items are unscorable. The scales on which the items appear are in parentheses following the item content.

30. Item Content Omitted. (VRIN-r, TRIN-r, CRIN)

159. Item Content Omitted. (NFC, NEGE-r)



Special Note:

The content of the test items is included in the actual reports. To protect the integrity of the test, the item content does not appear in this sample report.

Critical Responses

Six MMPI-A-RF scales--Helplessness/Hopelessness (HLP), Anxiety (AXY), Ideas of Persecution (RC6), Aberrant Experiences (RC8), Substance Abuse (SUB), and Aggression (AGG)--have been designated by the test authors as having critical item content that may require immediate attention and follow-up. Items answered by the adolescent in the keyed direction (True or False) on a critical scale are listed below if her T score on that scale is 60 or higher. The percentage of the MMPI-A-RF normative sample (NS) and of the Psychiatric Outpatients, National (Girls) comparison group (CG) that answered each item in the keyed direction are provided in parentheses following the item content.

Helplessness/Hopelessness (HLP, T Score = 80)

- 56. Item Content Omitted. (False; NS 31.6%, CG 34.6%)
- 62. Item Content Omitted. (True; NS 17.9%, CG 26.7%)
- 119. Item Content Omitted. (True; NS 17.0%, CG 24.2%)
- 121. Item Content Omitted. (True; NS 36.3%, CG 53.5%)
- 169. Item Content Omitted. (False; NS 17.1%, CG 30.8%)
- 194. Item Content Omitted. (True; NS 15.5%, CG 18.2%)
- 228. Item Content Omitted. (True; NS 35.6%, CG 39.3%)
- 239. Item Content Omitted. (True; NS 40.9%, CG 50.2%)

Critical Items (Forbey & Ben-Porath)

The MMPI-A-RF contains a number of items whose content may indicate the presence of psychological problems when endorsed in the deviant direction. These "critical items" are adopted from the ones designated by Forbey and Ben-Porath for the MMPI-A (for details, see Forbey, J.D., & Ben-Porath, Y.S. [1998] A critical item set for the MMPI-A. Minneapolis, MN: University of Minnesota Press). Responses to critical items may provide an additional source of hypotheses about the adolescent; however, they should be used with caution because single item responses are unreliable. The percentage of the MMPI-A-RF normative sample (NS) and of the Psychiatric Outpatients, National (Girls) comparison group (CG) that answered each item in the keyed direction are provided in parentheses following the item content.

Anxiety

- 65. Item Content Omitted. (True; NS 15.5%, CG 15.3%)
- 170. Item Content Omitted. (True; NS 12.4%, CG 34.1%)

Cognitive Problems

- 126. Item Content Omitted. (True; NS 17.0%, CG 30.2%)
- 214. Item Content Omitted. (False; NS 11.8%, CG 30.2%)

Conduct Problems

- 33. Item Content Omitted. (False; NS 29.2%, CG 32.8%)
- 111. Item Content Omitted. (True; NS 24.6%, CG 23.8%)
- 118. Item Content Omitted. (True; NS 26.1%, CG 29.4%)
- 148. Item Content Omitted. (True; NS 11.5%, CG 13.5%)
- 238. Item Content Omitted. (False; NS 25.7%, CG 37.0%)

Depression/Suicidal Ideation

- 46. Item Content Omitted. (True; NS 30.3%, CG 40.1%)**
- 69. Item Content Omitted. (True; NS 20.1%, CG 44.1%)
- 74. Item Content Omitted. (True; NS 11.5%, CG 32.8%)
- 119. Item Content Omitted. (True; NS 17.0%, CG 24.2%)
- 155. Item Content Omitted. (True; NS 15.8%, CG 21.1%)**
- 200. Item Content Omitted. (True; NS 17.9%, CG 26.1%)

Family Problems

- 180. Item Content Omitted. (True; NS 12.7%, CG 6.0%)
- 223. Item Content Omitted. (False; NS 28.8%, CG 42.7%)

Hallucinatory Experiences

- 168. Item Content Omitted. (True; NS 16.6%, CG 13.3%)

School Problems

- 40. Item Content Omitted. (True; NS 22.3%, CG 45.4%)
- 88. Item Content Omitted. (True; NS 14.5%, CG 26.6%)
- 110. Item Content Omitted. (True; NS 18.8%, CG 17.2%)
- 127. Item Content Omitted. (True; NS 24.2%, CG 35.0%)

Somatic Complaints

181. Item Content Omitted. (True; NS 25.6%, CG 36.0%)

Substance Use/Abuse

235. Item Content Omitted. (True; NS 23.0%, CG 18.6%)

End of Report

This and previous pages of this report contain trade secrets and are not to be released in response to requests under HIPAA (or any other data disclosure law that exempts trade secret information from release). Further, release in response to litigation discovery demands should be made only in accordance with your profession's ethical guidelines and under an appropriate protective order.
