



Minnesota Multiphasic
Personality Inventory-Adolescent
Restructured Form™

SAMPLE REPORT

Case Description: Julie—School Setting Score Report

Julie, 16 years old, was transferred to a closed residential treatment facility from an inpatient psychiatric hospital. Julie’s recent psychiatric hospitalization, with precipitating symptoms of depression, weight loss, variations in eating, decreased sleep, and psychomotor slowing, began upon referral from her outpatient therapist. She reportedly confided to a school counselor that she was suicidal. She was hospitalized briefly, released, and, upon return home, cut her arm quite deeply with a razor blade. She was returned to the hospital and was referred to a closed residential treatment facility for further evaluation and treatment.

Case descriptions do not accompany MMPI-A-RF™ reports, but are provided here as background information. The following report was generated from Q-global®, Pearson’s web-based scoring and reporting application, using Julie’s responses to the MMPI-C/THC f f k k p c n O O R K C / T H u c o r n g t g r q t u . r t q f w e v q h g t k p i u . t c k p k p i " q r r q t w p k k g u . " c p f " t g u q w t e g u e c p " d g h q w p f " c v R g e t u q p E r k p l e c r f e c 0

8**!' ')!, (% | PsychCorp | PearsonClinical.cu

Copyright © 2016 Pearson Education, Inc. or its affiliate(s). All rights reserved. Q-global, Always Learning, Pearson, design for Psi, and PsychCorp are trademarks, in the U.S. and/or other countries, of Pearson Education, Inc. or its affiliate(s). The following are registered trademarks of the Regents of the University of Minnesota: MMPI, MMPI-2-RF, Minnesota Multiphasic Personality Inventory, and Minnesota Multiphasic Personality Inventory-2-Restructured Form. The following are unregistered, common law trademarks of the University of Minnesota: MMPI-A, Minnesota Multiphasic Personality Inventory-Adolescent, MMPI-A-RF, Minnesota Multiphasic Personality Inventory-Adolescent-Restructured Form, MMPI-2, Minnesota Multiphasic Personality Inventory-2, and The Minnesota Report. CLINA11348 03/16



Minnesota Multiphasic
Personality Inventory-Adolescent
Restructured Form™

Score Report

MMPI-A-RF™

Minnesota Multiphasic Personality Inventory-Adolescent-Restructured Form™

Robert P. Archer, PhD, Richard W. Handel, PhD, Yossef S. Ben-Porath, PhD, & Auke Tellegen, PhD

Name:	Julie
ID Number:	000001428
Age:	16
Gender:	Female
Years of Education:	Not reported
Date Assessed:	08/03/2015

Copyright © 2016 by the Regents of the University of Minnesota. All rights reserved.
Distributed exclusively under license from the University of Minnesota by NCS Pearson, Inc. Portions reproduced from the MMPI-A-RF test booklet. Copyright © 2016 by the Regents of the University of Minnesota. All rights reserved. Portions excerpted from the *MMPI-A-RF Administration, Scoring, Interpretation, and Technical Manual*. Copyright © 2016 by the Regents of the University of Minnesota. All rights reserved. Used by permission of the University of Minnesota Press.

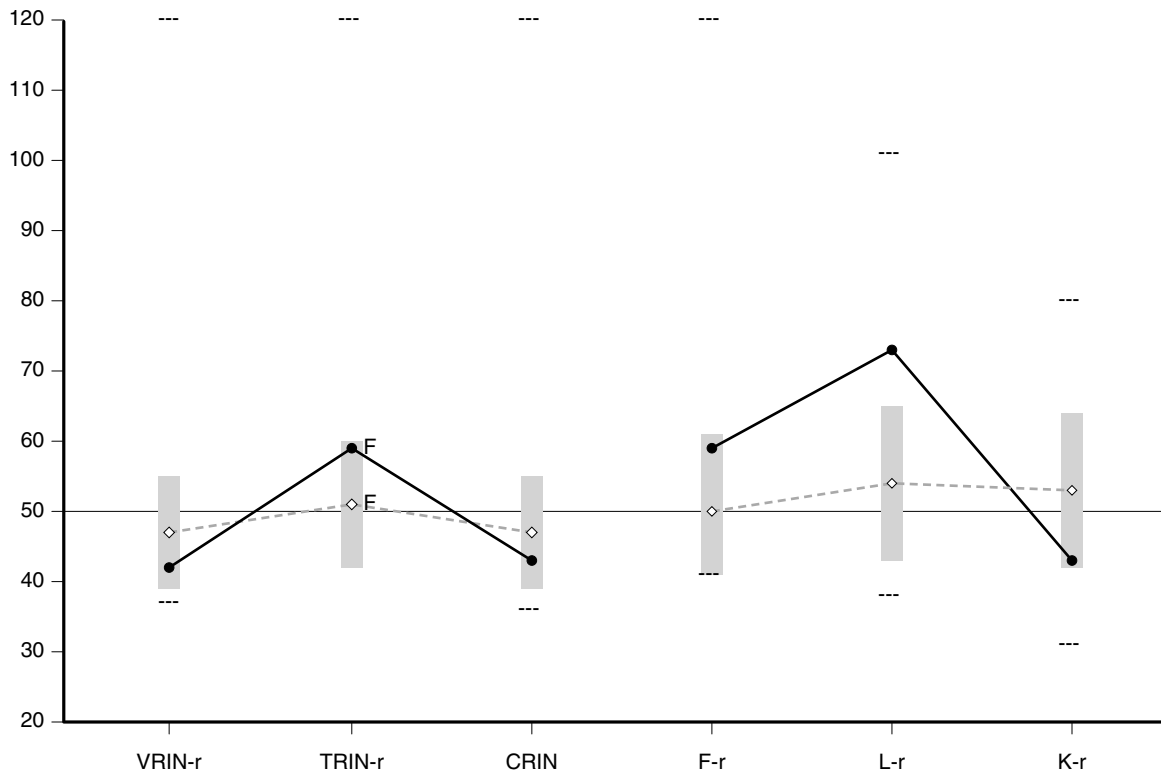
MMPI-A-RF, the **MMPI-A-RF logo**, and **Minnesota Multiphasic Personality Inventory-Adolescent-Restructured Form** are trademarks of the University of Minnesota. **Pearson** is a trademark in the U.S. and/or other countries of Pearson Education, Inc., or its affiliate(s).

TRADE SECRET INFORMATION

Not for release under HIPAA or other data disclosure laws that exempt trade secrets from disclosure.

[1.0 / 17 / 3.3]

MMPI-A-RF Validity Scales



Raw Score:	1	4	2	5	6	3
T Score:	42	59 F	43	59	73	43
Response %:	100	100	100	100	100	100
Cannot Say (Raw):	0					
				Percent True (of items answered):		54%

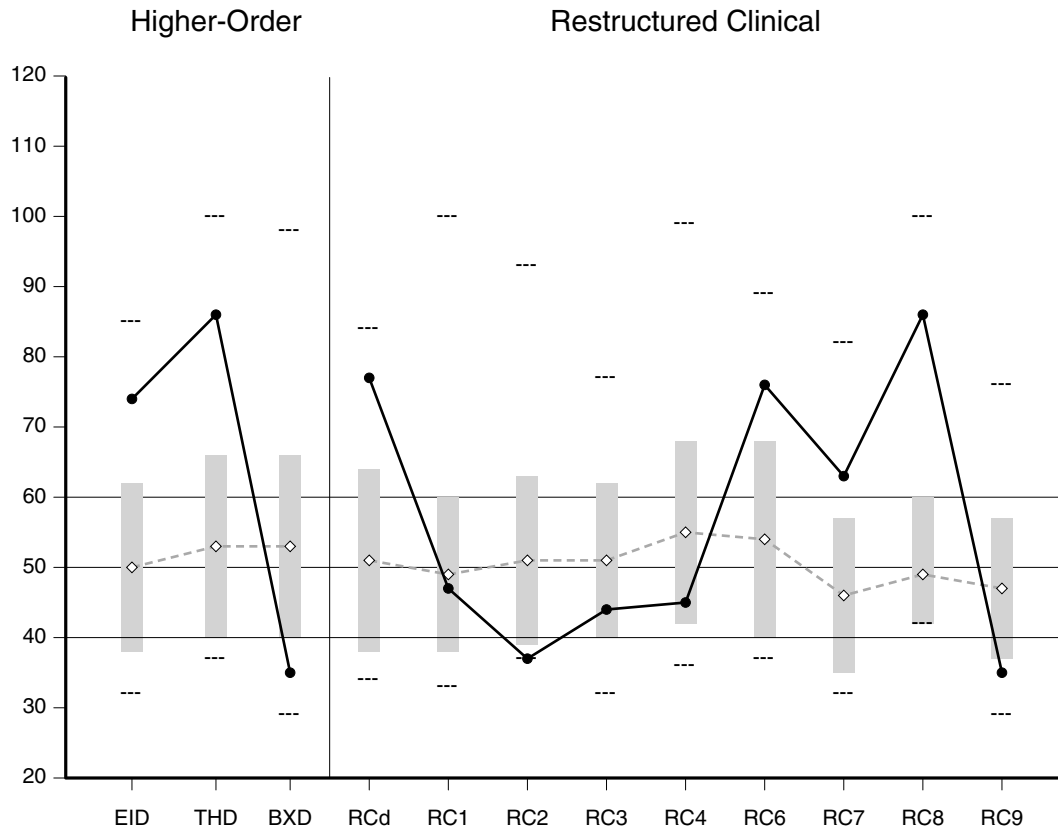
Comparison Group Data: School Setting, National (Boys), N = 832

Mean T Score(◇--◇):	47	51 F	47	50	54	53
Standard Dev (±1 SD):	8	9	8	11	11	11
Percent scoring at or below adolescent:	40	88	45	85	96	30

The highest and lowest T scores possible on each scale are indicated by a "---"; MMPI-A-RF T scores are non-gendered.

VRIN-r	Variable Response Inconsistency	F-r	Infrequent Responses
TRIN-r	True Response Inconsistency	L-r	Uncommon Virtues
CRIN	Combined Response Inconsistency	K-r	Adjustment Validity

MMPI-A-RF Higher-Order (H-O) and Restructured Clinical (RC) Scales



	EID	THD	BXD	RCd	RC1	RC2	RC3	RC4	RC6	RC7	RC8	RC9
Raw Score:	22	11	2	16	4	0	4	2	7	8	6	1
T Score:	74	86	35	77	47	37	44	45	76	63	86	35
Response %:	100	100	100	100	100	100	100	100	100	100	100	100

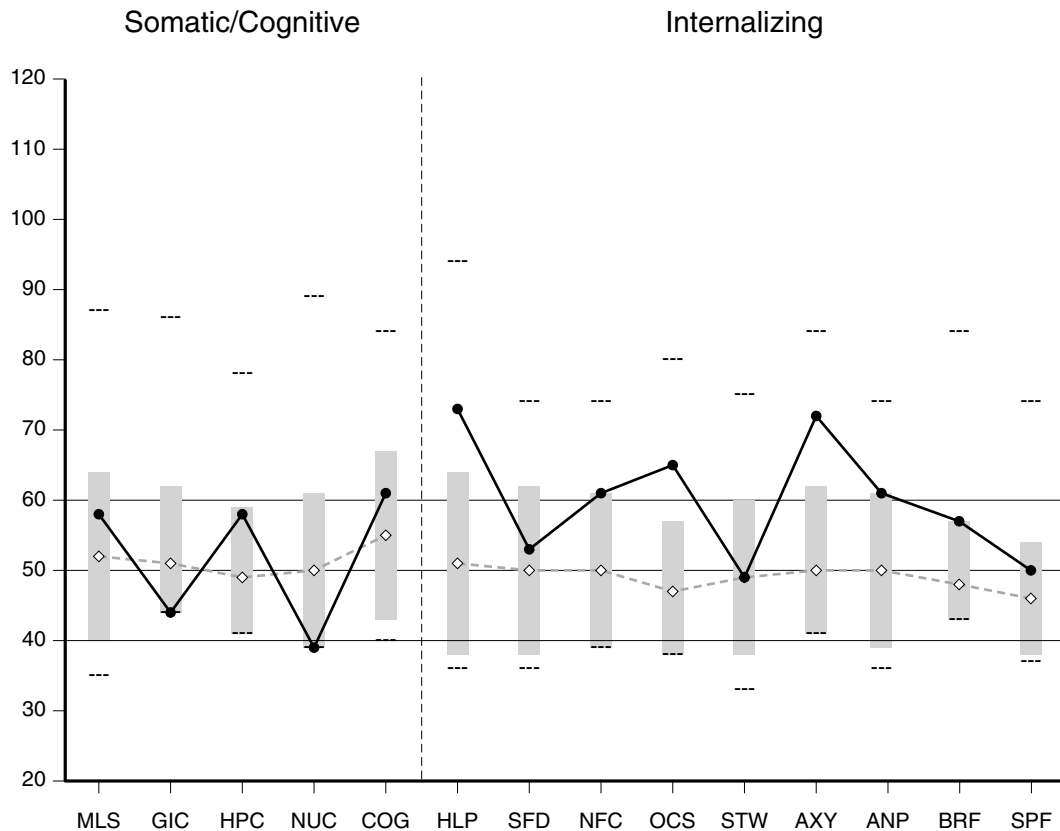
Comparison Group Data: School Setting, National (Boys), N = 832

	EID	THD	BXD	RCd	RC1	RC2	RC3	RC4	RC6	RC7	RC8	RC9
Mean T Score(◇--◇):	50	53	53	51	49	51	51	55	54	46	49	47
Standard Dev (±1 SD):	12	13	13	13	11	12	11	13	14	11	11	10
Percent scoring at or below adolescent:	96	98	6	97	53	16	36	24	95	94	99	9

The highest and lowest T scores possible on each scale are indicated by a "---"; MMPI-A-RF T scores are non-gendered.

EID	Emotional/Internalizing Dysfunction	RCd	Demoralization	RC6	Ideas of Persecution
THD	Thought Dysfunction	RC1	Somatic Complaints	RC7	Dysfunctional Negative Emotions
BXD	Behavioral/Externalizing Dysfunction	RC2	Low Positive Emotions	RC8	Aberrant Experiences
		RC3	Cynicism	RC9	Hypomanic Activation
		RC4	Antisocial Behavior		

MMPI-A-RF Somatic/Cognitive and Internalizing Scales



Raw Score:	4	0	2	0	3	7	3	3	3	4	3	4	1	2
T Score:	58	44	58	39	61	73	53	61	65	49	72	61	57	50
Response %:	100	100	100	100	100	100	100	100	100	100	100	100	100	100

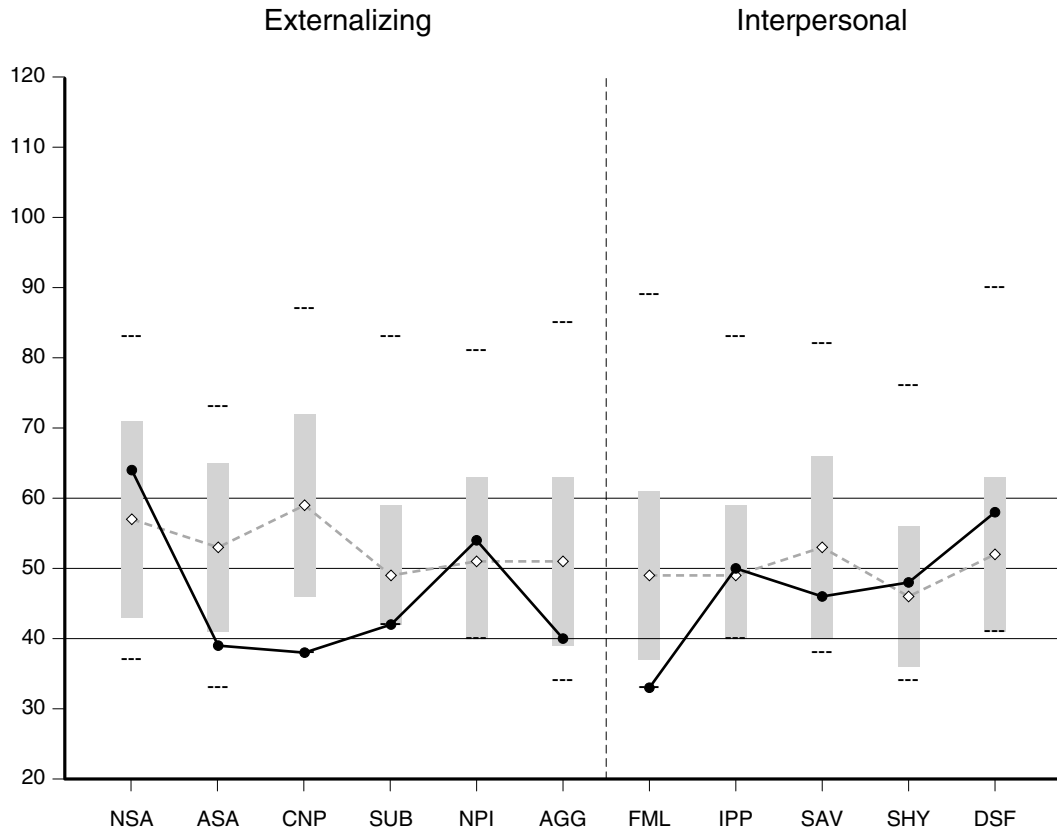
Comparison Group Data: School Setting, National (Boys), N = 832

Mean T Score (◇--◇):	52	51	49	50	55	51	50	50	47	49	50	50	48	46
Standard Dev (±1 SD):	12	11	10	11	12	13	12	11	10	11	12	11	9	8
Percent scoring at or below adolescent:	80	71	91	34	82	94	74	91	96	66	96	90	92	88

The highest and lowest T scores possible on each scale are indicated by a "---"; MMPI-A-RF T scores are non-gendered.

MLS	Malaise	HLP	Helplessness/Hopelessness	AXY	Anxiety
GIC	Gastrointestinal Complaints	SFD	Self-Doubt	ANP	Anger Proneness
HPC	Head Pain Complaints	NFC	Inefficacy	BRF	Behavior-Restricting Fears
NUC	Neurological Complaints	OCS	Obsessions/Compulsions	SPF	Specific Fears
COG	Cognitive Complaints	STW	Stress/Worry		

MMPI-A-RF Externalizing and Interpersonal Scales



Raw Score:	4	1	0	0	2	1	0	1	1	4	2
T Score:	64	39	38	42	54	40	33	50	46	48	58
Response %:	100	100	100	100	100	100	100	100	100	100	100

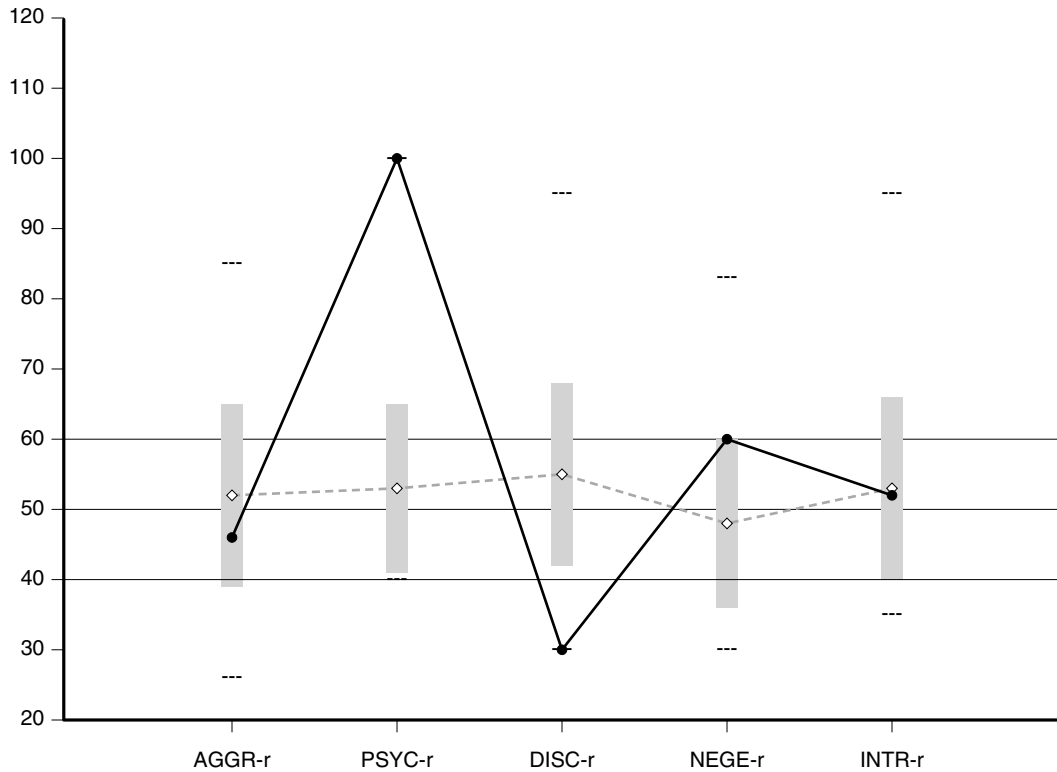
Comparison Group Data: School Setting, National (Boys), N = 832

Mean T Score (◊---◊):	57	53	59	49	51	51	49	49	53	46	52
Standard Dev (±1 SD):	14	12	13	10	12	12	12	10	13	10	11
Percent scoring at or below adolescent:	76	16	12	64	75	25	8	77	45	71	85

The highest and lowest T scores possible on each scale are indicated by a "---"; MMPI-A-RF T scores are non-gendered.

NSA	Negative School Attitudes	FML	Family Problems
ASA	Antisocial Attitudes	IPP	Interpersonal Passivity
CNP	Conduct Problems	SAV	Social Avoidance
SUB	Substance Abuse	SHY	Shyness
NPI	Negative Peer Influence	DSF	Disaffiliativeness
AGG	Aggression		

MMPI-A-RF Personality Psychopathology Five (PSY-5) Scales



Raw Score:	5	12	0	9	5
T Score:	46	100	30	60	52
Response %:	100	100	100	100	100

Comparison Group Data: School Setting, National (Boys), N = 832

Mean T Score(◇--◇):	52	53	55	48	53
Standard Dev (±1 SD):	13	12	13	12	13
Percent scoring at or below adolescent:	47	100	1	86	64

The highest and lowest T scores possible on each scale are indicated by a "---"; MMPI-A-RF T scores are non-gendered.

AGGR-r	Aggressiveness-Revised
PSYC-r	Psychoticism-Revised
DISC-r	Disconstraint-Revised
NEGE-r	Negative Emotionality/Neuroticism-Revised
INTR-r	Introversiion/Low Positive Emotionality-Revised

MMPI-A-RF T SCORES (BY DOMAIN)

PROTOCOL VALIDITY

Content Non-Responsiveness	<u>0</u>	<u>42</u>	<u>59 F</u>	<u>43</u>
	CNS	VRIN-r	TRIN-r	CRIN
Over-Reporting	<u>59</u>			
	F-r			
Under-Reporting	<u>73</u>	<u>43</u>		
	L-r	K-r		

SUBSTANTIVE SCALES

Somatic/Cognitive Dysfunction	<u>47</u>	<u>58</u>	<u>44</u>	<u>58</u>	<u>39</u>	<u>61</u>		
	RC1	MLS	GIC	HPC	NUC	COG		
Emotional Dysfunction	<u>74</u>	<u>77</u>	<u>73</u>	<u>53</u>	<u>61</u>			
	EID	RCd	HLP	SFD	NFC			
		<u>37</u>	<u>52</u>					
		RC2	INTR-r					
		<u>63</u>	<u>65</u>	<u>49</u>	<u>72</u>	<u>61</u>	<u>57</u>	<u>50</u>
		RC7	OCS	STW	AXY	ANP	BRF	SPF
								<u>60</u>
								NEGE-r
Thought Dysfunction	<u>86</u>	<u>76</u>						
	THD	RC6						
		<u>86</u>						
		RC8						
		<u>100</u>						
		PSYC-r						
Behavioral Dysfunction	<u>35</u>	<u>45</u>	<u>64</u>	<u>39</u>	<u>38</u>	<u>42</u>	<u>54</u>	
	BXD	RC4	NSA	ASA	CNP	SUB	NPI	
		<u>35</u>	<u>40</u>	<u>46</u>	<u>30</u>			
		RC9	AGG	AGGR-r	DISC-r			
Interpersonal Functioning	<u>33</u>	<u>44</u>	<u>50</u>	<u>46</u>	<u>48</u>	<u>58</u>		
		FML	RC3	IPP	SAV	SHY	DSF	

Note. This information is provided to facilitate interpretation following the recommended structure for MMPI-A-RF interpretation in Chapter 7 of the *MMPI-A-RF Administration, Scoring, Interpretation, and Technical Manual*, which provides details in the text and an outline in Table 7-1.

ITEM-LEVEL INFORMATION

Unscorable Responses

The adolescent produced scorable responses to all the MMPI-A-RF items.

Critical Responses

Six MMPI-A-RF scales--Helplessness/Hopelessness (HLP), Anxiety (AXY), Ideas of Persecution (RC6), Aberrant Experiences (RC8), Substance Abuse (SUB), and Aggression (AGG)--have been designated by the test authors as having critical item content that may require immediate attention and follow-up. Items answered by the adolescent in the keyed direction (True or False) on a critical scale are listed below if her T score on that scale is 60 or higher. The percentage of the MMPI-A-RF normative sample (NS) and of the School Setting, National (Boys) comparison group (CG) that answered each item in the keyed direction are provided in parentheses following the item content.

Helplessness/Hopelessness (HLP, T Score = 73)

- 60. Item Content Omitted. (True; NS 39.9%, CG 28.8%)
- 119. Item Content Omitted. (True; NS 17.0%, CG 19.6%)
- 121. Item Content Omitted. (True; NS 36.3%, CG 44.0%)
- 162. Item Content Omitted. (True; NS 22.7%, CG 25.0%)
- 194. Item Content Omitted. (True; NS 15.5%, CG 8.8%)
- 228. Item Content Omitted. (True; NS 35.6%, CG 37.4%)
- 239. Item Content Omitted. (True; NS 40.9%, CG 50.2%)



Special Note:
The content of the test items is included in the actual reports. To protect the integrity of the test, the item content does not appear in this sample report.

Anxiety (AXY, T Score = 72)

- 71. Item Content Omitted. (True; NS 26.6%, CG 28.8%)
- 153. Item Content Omitted. (True; NS 36.4%, CG 33.9%)
- 209. Item Content Omitted. (True; NS 16.3%, CG 20.6%)

Ideas of Persecution (RC6, T Score = 76)

- 37. Item Content Omitted. (True; NS 19.1%, CG 34.9%)
- 45. Item Content Omitted. (True; NS 28.8%, CG 36.8%)
- 76. Item Content Omitted. (False; NS 28.0%, CG 37.3%)
- 92. Item Content Omitted. (True; NS 44.1%, CG 42.3%)
- 134. Item Content Omitted. (True; NS 9.6%, CG 17.9%)
- 164. Item Content Omitted. (True; NS 10.1%, CG 24.4%)
- 199. Item Content Omitted. (True; NS 47.2%, CG 52.0%)

Aberrant Experiences (RC8, T Score = 86)

- 68. Item Content Omitted. (True; NS 10.1%, CG 4.9%)
- 108. Item Content Omitted. (True; NS 12.0%, CG 14.7%)
- 142. Item Content Omitted. (True; NS 8.9%, CG 5.0%)
- 168. Item Content Omitted. (True; NS 16.6%, CG 13.6%)
- 204. Item Content Omitted. (True; NS 13.7%, CG 15.0%)
- 222. Item Content Omitted. (True; NS 16.6%, CG 12.4%)

Critical Items (Forbey & Ben-Porath)

The MMPI-A-RF contains a number of items whose content may indicate the presence of psychological problems when endorsed in the deviant direction. These "critical items" are adopted from the ones designated by Forbey and Ben-Porath for the MMPI-A (for details, see Forbey, J.D., & Ben-Porath, Y.S. [1998] A critical item set for the MMPI-A. Minneapolis, MN: University of Minnesota Press). Responses to critical items may provide an additional source of hypotheses about the adolescent; however, they should be used with caution because single item responses are unreliable. The percentage of the MMPI-A-RF normative sample (NS) and of the School Setting, National (Boys) comparison group (CG) that answered each item in the keyed direction are provided in parentheses following the item content.

Anxiety

- 170. Item Content Omitted. (True; NS 12.4%, CG 23.9%)
- 209. Item Content Omitted. (True; NS 16.3%, CG 20.6%)

Depression/Suicidal Ideation

- 30. Item Content Omitted. (False; NS 15.7%, CG 23.6%)**
- 46. Item Content Omitted. (True; NS 30.3%, CG 19.1%)**
- 69. Item Content Omitted. (True; NS 20.1%, CG 25.2%)
- 74. Item Content Omitted. (True; NS 11.5%, CG 27.5%)
- 119. Item Content Omitted. (True; NS 17.0%, CG 19.6%)
- 155. Item Content Omitted. (True; NS 15.8%, CG 12.3%)**
- 200. Item Content Omitted. (True; NS 17.9%, CG 20.2%)

Eating Problems

- 205. Item Content Omitted. (True; NS 16.2%, CG 2.2%)

Hallucinatory Experiences

- 108. Item Content Omitted. (True; NS 12.0%, CG 14.7%)
- 168. Item Content Omitted. (True; NS 16.6%, CG 13.6%)
- 222. Item Content Omitted. (True; NS 16.6%, CG 12.4%)

Paranoid Ideation

- 37. Someone has it in for me. (True; NS 19.1%, CG 34.9%)
- 68. At one or more times in my life I felt that someone was making me do things by hypnotizing me. (True; NS 10.1%, CG 4.9%)
- 76. I have no enemies who really wish to harm me. (False; NS 28.0%, CG 37.3%)
- 134. I believe I am being plotted against. (True; NS 9.6%, CG 17.9%)
- 142. Someone has control over my mind. (True; NS 8.9%, CG 5.0%)
- 204. Someone has been trying to influence my mind. (True; NS 13.7%, CG 15.0%)

Self-Denigration

- 81. I believe my sins are unpardonable. (True; NS 10.7%, CG 18.6%)
- 143. I believe I am a condemned person. (True; NS 12.1%, CG 19.5%)

End of Report

This and previous pages of this report contain trade secrets and are not to be released in response to requests under HIPAA (or any other data disclosure law that exempts trade secret information from release). Further, release in response to litigation discovery demands should be made only in accordance with your profession's ethical guidelines and under an appropriate protective order.
